













WELLER ELEMENTARY

WALKING ROUTE *

SCHOOL YEAR 2021-2022

Legend

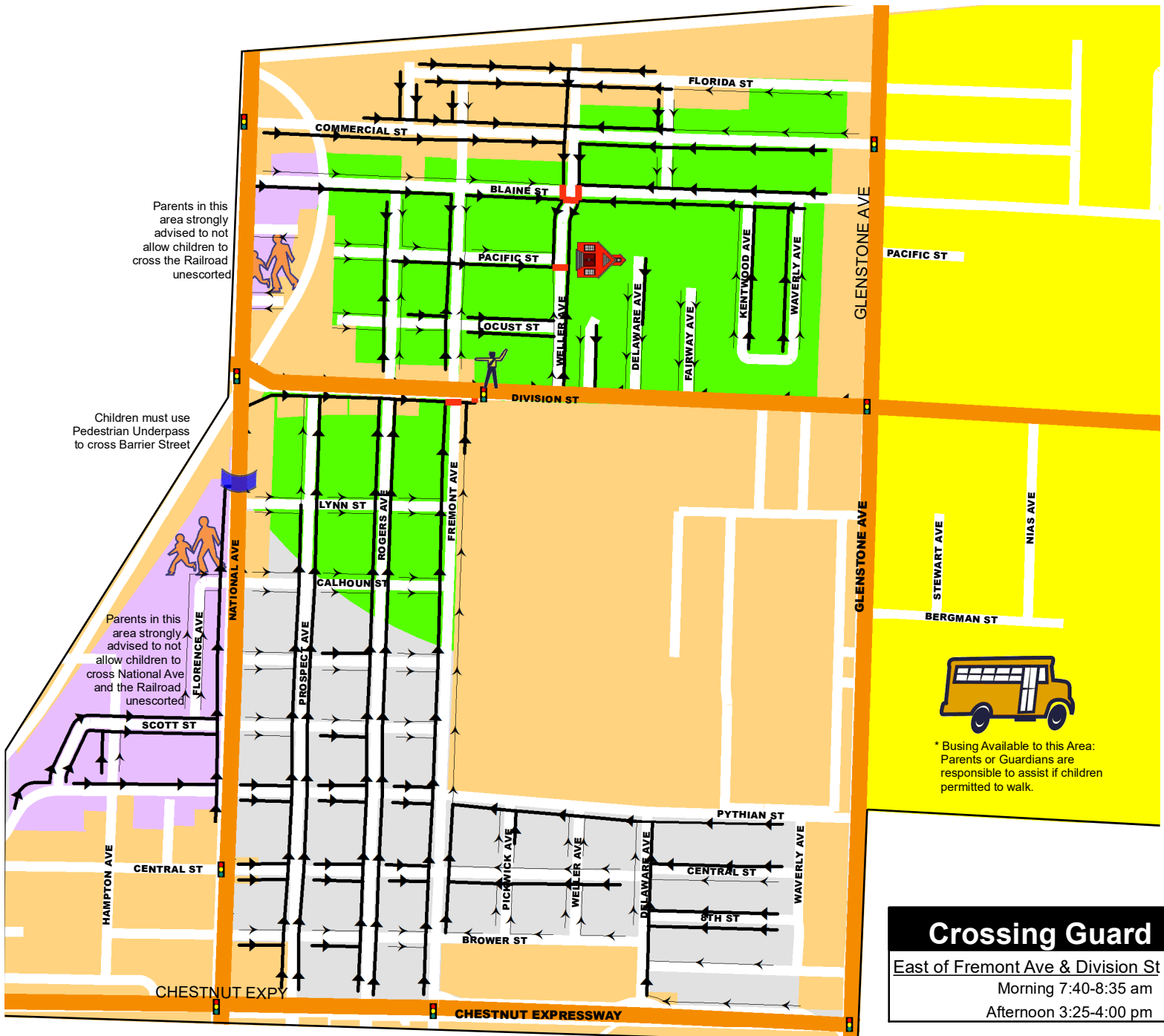
-  CROSSING GUARD
-  1/2 MILE RADIUS
-  SCHOOL CROSSWALK
-  SCHOOL BOUNDARY
-  UNDERPASS
-  NON-RESIDENTIAL
-  WALKING ROUTE W/SIDEWALK
-  WALKING ROUTE NO SIDEWALK
-  BARRIER STREET
-  SIGNAL
-  BUSING AVAILABLE



School Times

Start 8:30 am
Dismissal 3:30 pm

This map recommends a walking route based on sidewalk inventory and existing crossing features to assist parents who chose to have their child walk to school. The primary responsibility for the safety of their Children is with the parents.



* Busing Available to this Area:
Parents or Guardians are responsible to assist if children permitted to walk.

Crossing Guard

East of Fremont Ave & Division St
Morning 7:40-8:35 am
Afternoon 3:25-4:00 pm